



Electrolux
PROFESSIONAL

**Modular Cooking Range Line
thermaline 90 - 600 mm Electric
Warming Cabinet with 1 door, GN
conform, 1 Side (H2) - H=550**

ITEM # _____

MODEL # _____

NAME # _____

SIS # _____

AIA # _____



589488 (MC4GDAFOAO)

Electric Warming Cabinet,
with 1 door, one-side
operated, GN - H2

Short Form Specification

Item No. _____

600 mm wide warming cabinet with 1 door. Internal frame for heavy duty sturdiness in stainless steel. Flat surface construction, easily cleanable. Temperature in the cabinet can be set through thermostat, up to a maximum of 110 °C. Cabinet storage space accepts GN 1/1 containers.

IPX5 water resistant certification.

Configuration: One-side operated freestanding base, hygienic class H2.

Main Features

- All major components may be easily accessed from the front.
- THERMODUL connection system creates a seamless work top when units are connected to each other thus avoiding soil penetrating vital components and facilitating the removal of units in case of replacement or service.
- Unit constructed according to DIN 18860_2 with 70 mm recessed plinth.
- Temperature in the cupboard can be set through a thermostat to suit different requirements. The maximum temperature is 110°C.
- Unit can be installed below modular top appliances, designed to keep plates warm.

Construction

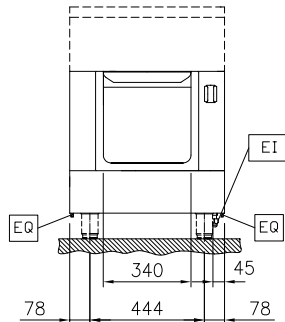
- IPX5 water resistance certification.
- 2 mm top in 1.4301 (AISI 304).
- Flat surface construction with minimal hidden areas to easily clean all surfaces
- Storage space in the base of the appliance accepts GN1/1 containers.
- Internal frame for heavy duty sturdiness in stainless steel.

APPROVAL: _____

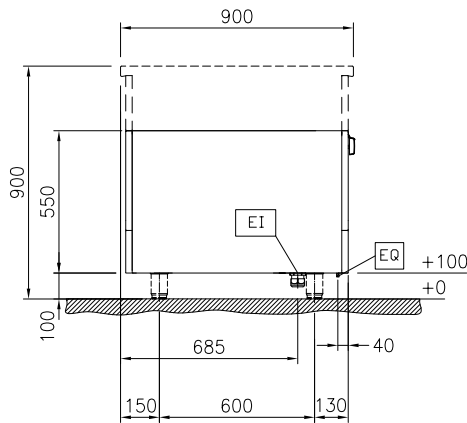


Experience the Excellence
www.electroluxprofessional.com

Front

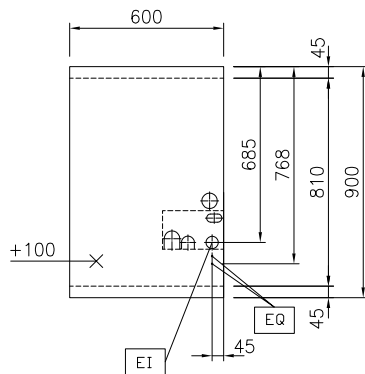


Side



EI = Electrical inlet (power)

Top



Key Information:

| | |
|--------------------------------------|-----------|
| External dimensions, Width: | |
| 589488 (MC4GDAFOAO) | 600 mm |
| External dimensions, Depth: | 900 mm |
| External dimensions, Height: | 550 mm |
| Cupboard Cavity Dimensions (width): | 340 mm |
| Cupboard Cavity Dimensions (height): | 330 mm |
| Cupboard Cavity Dimensions (depth): | 715 mm |
| Cabinet temperature range: | 30-110 °C |
| Net weight: | 26 kg |

Sustainability

| | |
|----------------------|----------|
| Current consumption: | 2.5 Amps |
|----------------------|----------|

Optional Accessories

- | | | | | | |
|--|------------|--------------------------|---|------------|--------------------------|
| • Stainless steel side panel, 900x800mm, freestanding | PNC 912511 | <input type="checkbox"/> | • Electric main switch 25A 4mm ² NM for modular H800 electric units (factory fitted) | PNC 913676 | <input type="checkbox"/> |
| • Stainless steel front kicking strip, 600mm width | PNC 912596 | <input type="checkbox"/> | • Stainless steel side panel, 900x800mm, flush-fitting (it should only be used against the wall, against a niche and in between Electrolux Professional thermaline and ProThermetic appliances and external appliances - provided that these have at least the same dimensions) | PNC 913689 | <input type="checkbox"/> |
| • Stainless steel side kicking strips left and right, freestanding, 900mm width | PNC 912621 | <input type="checkbox"/> | | | |
| • Stainless steel side kicking strips left and right, against the wall, 900mm width | PNC 912624 | <input type="checkbox"/> | | | |
| • Stainless steel side kicking strips left and right, back-to-back, 1810mm width | PNC 912627 | <input type="checkbox"/> | | | |
| • Stainless steel plinth, against wall, 600mm width | PNC 912899 | <input type="checkbox"/> | | | |
| • Stainless steel plinth, freestanding, 600mm width | PNC 912918 | <input type="checkbox"/> | | | |
| • Stainless steel panel, 900x800mm, against wall, left side | PNC 913102 | <input type="checkbox"/> | | | |
| • Stainless steel panel, 900x800mm, against wall, right side | PNC 913106 | <input type="checkbox"/> | | | |
| • Back panel, 600x450mm, for bases one-side operated | PNC 913180 | <input type="checkbox"/> | | | |
| • Stainless steel side panel, left, H=800, flush | PNC 913224 | <input type="checkbox"/> | | | |
| • Stainless steel side panel, left, H=800, flush | PNC 913225 | <input type="checkbox"/> | | | |
| • Perforated shelf for warming cabinets and cupboard bases (one-side operated TL80-85-90 and two-side operated for TL80) | PNC 913233 | <input type="checkbox"/> | | | |
| • Energy optimizer kit 14A - factory fitted | PNC 913244 | <input type="checkbox"/> | | | |
| • Side reinforced panel only in combination with side shelf, for freestanding units | PNC 913259 | <input type="checkbox"/> | | | |
| • Side reinforced panel only in combination with side shelf, for against the wall installations, left | PNC 913268 | <input type="checkbox"/> | | | |
| • Side reinforced panel only in combination with side shelf, for against the wall installations, right | PNC 913270 | <input type="checkbox"/> | | | |
| • Side reinforced panel only in combination with side shelf, for back-to-back installations, left | PNC 913277 | <input type="checkbox"/> | | | |
| • Side reinforced panel only in combination with side shelf, for back-to-back installation, right | PNC 913278 | <input type="checkbox"/> | | | |
| • Shelf fixation for TL80-85-90 one-side operated, TL80 two-side operated | PNC 913279 | <input type="checkbox"/> | | | |
| • Stainless steel dividing panel, 900x800mm, (it should only be used between Electrolux Professional thermaline Modular 90 and thermaline C90) | PNC 913673 | <input type="checkbox"/> | | | |